



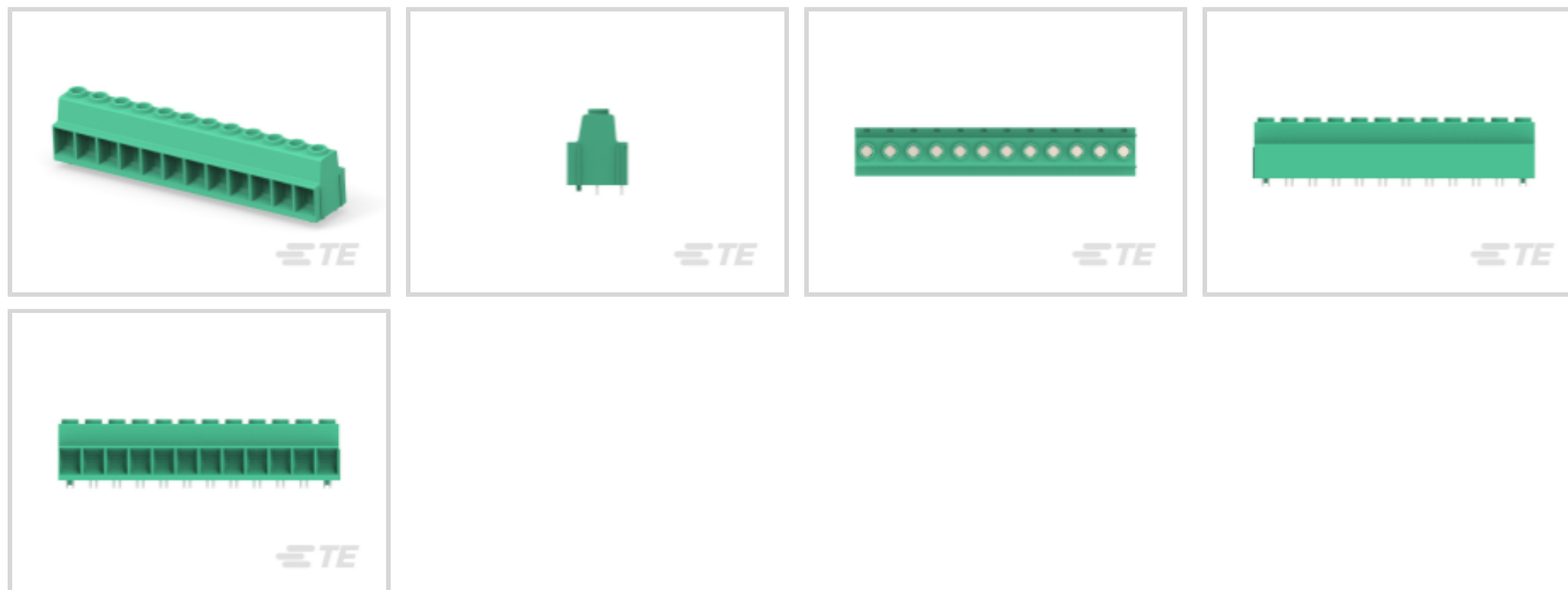
Buchanan

TE Internal #: 1-1986714-2

PCB Terminal Blocks, Header, Wire-to-Board, 12 Position, .591 in [15 mm] Centerline, 2 Row, Side Wire Entry Angle, 20 – 1 AWG Wire Size

[View on TE.com >](#)

Connectors > Terminal Blocks & Strips > PCB Terminal Blocks



Terminal Block Connector Type: **Header**

Connector System: **Wire-to-Board**

Number of Positions: **12**

Centerline (Pitch): **15 mm [.591 in]**

Number of Rows: **2**

Features

Product Type Features

Wire Protection	With
Block Type	Stacking w/interlock
Terminal Block Connector Type	Header
Connector System	Wire-to-Board
Connector & Contact Terminates To	Printed Circuit Board

Configuration Features

Threaded Flange	Without
Stacking Configuration	Side Stackable
Number of Positions	12
Number of Rows	2
Wire Entry Angle	Side

Electrical Characteristics

Current Rating (Max)	130 A
Voltage Rating	600 VAC



Body Features

Interlock	With
-----------	------

Contact Features

Contact Mating Area Plating Material	Tin
Contact Mount	Through Hole
Pin Length	5 mm [.197 in]
Contact Base Material	Copper Alloy
Contact Current Rating (Max)	130 A

Mechanical Attachment

Screwless Terminal Block	No
Mounting Angle	Straight
Screw Size	M5
Screw Plating Material	Nickel
Locating Posts	With
Screw Material	Steel
Screw Flange	Without
Connector Mounting Type	Board Mount

Housing Features

Housing Color	Green
Housing Material	PA 66
Centerline (Pitch)	15 mm [.591 in]

Dimensions

PCB Tail Length	5 mm [.197 in]
Wire Size	.5 – 41 mm ²

Usage Conditions

Operating Temperature Range	-40 – 110 °C [-40 – 230 °F]
-----------------------------	-----------------------------

Operation/Application

Circuit Application	Power & Signal
---------------------	----------------

Packaging Features

Packaging Method	Carton
Packaging Quantity	40

Product Compliance



[For compliance documentation, visit the product page on TE.com>](#)

EU RoHS Directive 2011/65/EU	Compliant with Exemptions
EU ELV Directive 2000/53/EC	Not Yet Reviewed
China RoHS 2 Directive MIIT Order No 32, 2016	Restricted Materials Above Threshold
EU REACH Regulation (EC) No. 1907/2006	Current ECHA Candidate List: JUNE 2022 (224) Candidate List Declared Against: JUN 2018 (191) SVHC > Threshold: Pb (.11% in Component Part) Article Safe Usage Statements: Do not eat, drink or smoke when using this product. Wash thoroughly after handling. Recycle if possible and dispose of the article by following all applicable governmental regulations relevant to your geographic location.
Halogen Content	Low Halogen - Br, Cl, F, I < 900 ppm per homogenous material. Also BFR/CFR/PVC Free
Solder Process Capability	Wave solder capable to 265°C

Product Compliance Disclaimer

This information is provided based on reasonable inquiry of our suppliers and represents our current actual knowledge based on the information they provided. This information is subject to change. The part numbers that TE has identified as EU RoHS compliant have a maximum concentration of 0.1% by weight in homogenous materials for lead, hexavalent chromium, mercury, PBB, PBDE, DBP, BBP, DEHP, DIBP, and 0.01% for cadmium, or qualify for an exemption to these limits as defined in the Annexes of Directive 2011/65/EU (RoHS2). Finished electrical and electronic equipment products will be CE marked as required by Directive 2011/65/EU. Components may not be CE marked. Additionally, the part numbers that TE has identified as EU ELV compliant have a maximum concentration of 0.1% by weight in homogenous materials for lead, hexavalent chromium, and mercury, and 0.01% for cadmium, or qualify for an exemption to these limits as defined in the Annexes of Directive 2000/53/EC (ELV). Regarding the REACH Regulation, the information TE provides on SVHC in articles for this part number is based on the latest European Chemicals Agency (ECHA) 'Guidance on requirements for substances in articles' posted at this URL: <https://echa.europa.eu/guidance-documents/guidance-on-reach>

Compatible Parts

 <p>TE Part # 1-1986713-2 PWR TB DBL PIN 12P, 15.00 PCB</p>	 <p>TE Part # 1-1986715-2 PWR TB 2PIN 12P,15.00 PCB-FLANGE</p>
--	---

Documents

Product Drawings

[PWR TB 2PIN 12P,15.00 PCB W/PEG](#)



English

CAD Files

3D PDF

3D

Customer View Model

[ENG_CVM_CVM_1-1986714-2_B.2d_dxf.zip](#)

English

Customer View Model

[ENG_CVM_CVM_1-1986714-2_B.3d_igs.zip](#)

English

Customer View Model

[ENG_CVM_CVM_1-1986714-2_B.3d_stp.zip](#)

English

By downloading the CAD file I accept and agree to the [Terms and Conditions](#) of use.

Datasheets & Catalog Pages

[BUCHANAN TERMINAL BLOCKS CATALOG - EUROSTYLE TERMINAL BLOCKS](#)

English